

Ditta

Tel / fax

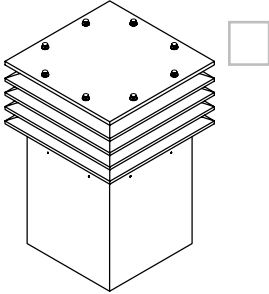
Ordinazione

Richiesta

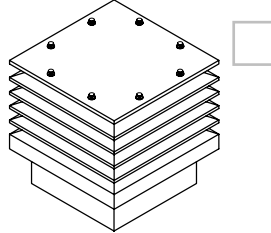
Comm .

Termine

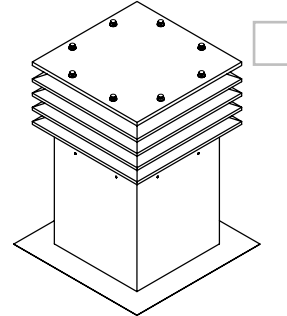
CE con canale



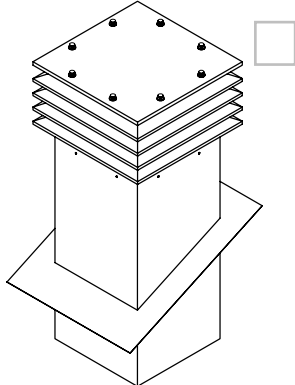
CET con imbuto finale



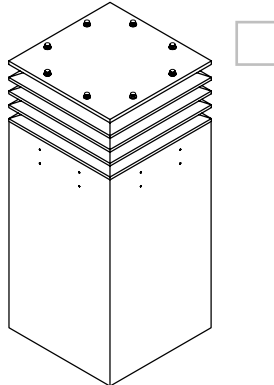
CE-F con lastra per tetto piano



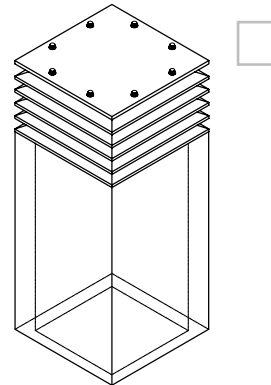
CE-S con lastra per tetto con pendenza



CEA con canale esterno



CEID doppia parete con isolamento 50 mm



- Rame
- Inox
- Cu Ti Zinco
- Alluminio
- Uginox FTE

Lunghezza

Ampiezza

x

Tipo de tegola

P. Z.

Pendenza

Telaio MM

20

30

Livello (didietro) del canale

N
o
t
a

