

Ditta

Ordinazione

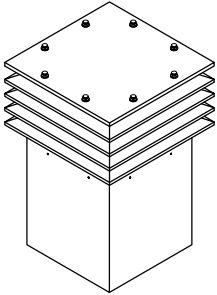
Richiesta

Tel / fax

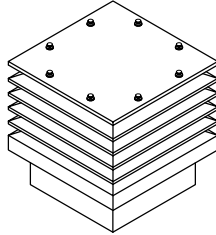
Comm .

Termine

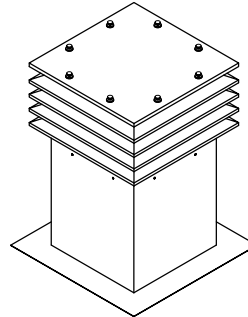
CE con canale



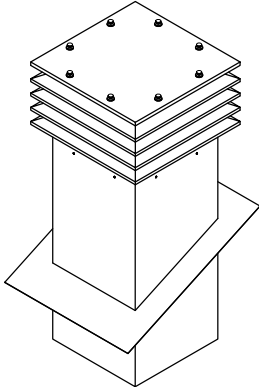
CET con imbuto finale



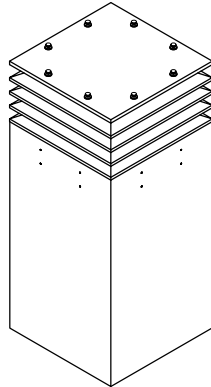
CE-F con lastra per tetto piano



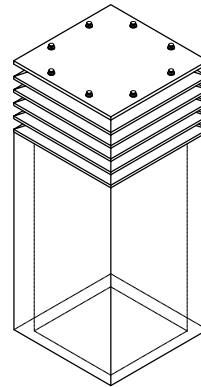
CE-S con lastra per tetto con pendenza



CEA con canale esterno



CEID doppia parete con isolamento 50 mm



Rame
Inox
Cu Ti Zinco
Alluminio
Uginox FTE

Lunghezza

Ampiezza

x

Tipo de tegola

P. Z.

Pendenza

Telaio MM

20

30

Livello (didietro) del canale

N
o
t
a

